

ACRES	VALUATION	
23,480	Ag Possessory Interest	\$105,880
38,639	Sprinkler Irrigation	\$5,389,400
9,009	Flood Irrigation	\$868,650
162,555	Dry Farm Land	\$9,637,270
96,420	Grazing Land	\$1,006,750
2,676	Other Land (Waste)	6,620
689	Other Ag Land (Swine Production)	\$218,040
	Other Ag Improvements (Swine Production)	\$3,015,230
	Other Ag (Personal Property)	\$2,111,370
		\$571,030
	TOTAL AG VALUATION	\$22,930,240
	RESIDENTIAL VALUATION	
	Land	\$520,360
	Improvements	\$6,281,224
	Personal Property	\$0
	TOTAL RESIDENTIAL VALUATION	\$6,801,584
	COMMERCIAL & INDUSTRIAL VALUATION	
	Vacant Land	\$131,140
	Commercial	\$4,875,771
	Industrial	\$269,670
	TOTAL COMMERCIAL & INDUSTRIAL VALUATION	\$5,276,581
	OTHER PROPERTY	
	Natural Resources Property	\$97,050
	Oil & Gas Production & Equipment	\$53,789
	State Assessed Property	\$25,804,100
	TOTAL MISC VALUATION	\$25,954,939
	2018 SEDGWICK COUNTY GRAND TOTAL VALUATION	\$60,963,344

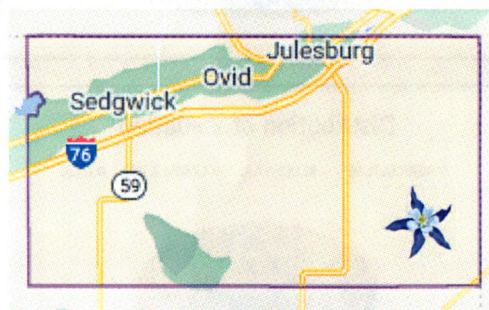
The Sedgwick County Assessor's Office will cheerfully answer all questions concerning valuations, taxes, and levies. We will be happy to show you your property appraisal card and review it with you. Any errors made by this office will be corrected promptly.

It is the responsibility of the Assessor's Office to discover, identify, classify, and then to value all the taxable property in Sedgwick County according to the provisions of the Colorado Revised Statutes. The goal of the Assessor is to make a just assessment of each property in order to insure the burden of taxes is distributed fairly in accordance with the value of property owned by each taxpayer. All property, except that specifically exempt by law, is subject to taxation. It is the duty of the owner to make certain it is listed with the Assessor.

The 2021 assessment rate for residential property, as determined by the Colorado Legislature, is 7.15%. Residential property is assessed at 7.15% of its appraised market value. All other property (commercial, agricultural, personal, state assessed, and severed minerals) is assessed at 29%.


The mill levies which determine your property tax bill are set by the tax levying boards of the county, schools, towns, and the cemetery, fire, and water districts. If you have questions about the tax rates you should discuss them at their budget hearings during the fall of the year.

After mill levies are received by this office, it is the duty of the Assessor to extend the taxes upon the property assessed. The Assessor then certifies and delivers the tax roll to the Treasurer for collection of taxes according to law.



We Value Sedgwick County

2020 Abstract of Assessment & Levies



Prepared by the Sedgwick County Assessor
and approved by:

Sedgwick County Board of Equalization
Colorado Division of Property Taxation
Colorado State Board of Equalization

EVA CONTRERAS
Assessor
315 Cedar Street
Julesburg, CO 80737
970-474-2531
FAX: 970-474-3507

Julesburg Irrigation Dist.	ACRES	PER ACRE	REVENUE
	19,128.80	\$24.50	\$468,656
Northern Colorado Water Conservancy Dist.	VALUATION	LEVY	REVENUE
	\$27,035,451	1.000	\$27,035
Lower South Platte Water Conservancy Dist.	VALUATION	LEVY	REVENUE
	\$26,372,888	1.000	\$26,373
Sedgwick Sand Draw Water Conservancy Dist.	VALUATION	LEVY	REVENUE
	\$9,945,685	0.334	\$3,322
Marks Butte Water Con- servancy Dist.	VALUATION	LEVY	REVENUE
	\$25,237,378	0.322	\$8,127
Marks Butte Acre Feet	ACRES	ASSESSMENT	REVENUE
	62,607	0.15	\$9,391
Republican River Water Conservancy Dist.	ACRES	ASSESSMENT	REVENUE
	22,246.69	\$14.50	\$322,577

EVA CONTRERAS
Assessor

WANDA TRENNEPOHL
Treasurer

CHRISTY BECKMAN
Clerk & Recorder

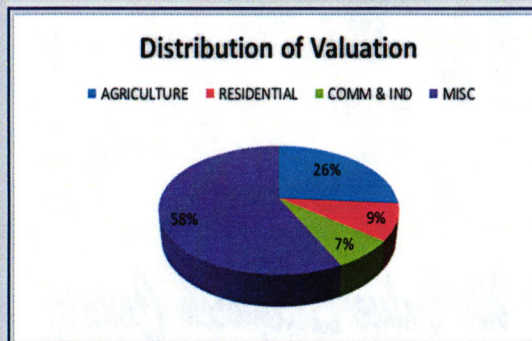
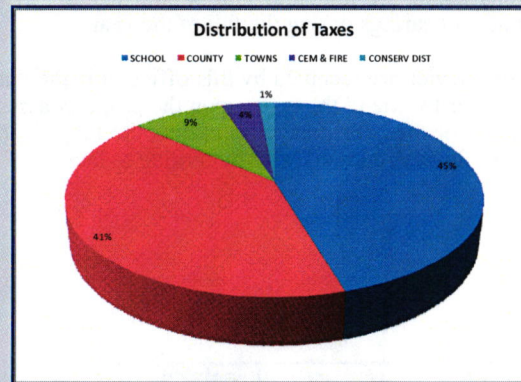
RON COOPER
Coroner

CARLTON BRITTON
Sheriff

HOWARD MC CORMICK
DONALD SCHNEIDER
MARK TURNER
Commissioners

TAX PAYMENTS DATES

Full Payment—April 30, 2021
First Half—April 01, 2021
Second Half—June 15, 2021



COUNTY LEVIES

FUND	VALUATION	LEVY	REVENUE
County General Fund	\$60,963,344	20.275	\$1,236,032
Contingent Fund	\$60,963,344	0	0
Road & Bridge Fund	\$60,963,344	6.500	\$396,261
Public Hospital Fund	\$60,963,344	2.250	\$137,168
Human Services Fund	\$60,963,344	1.000	\$60,963
TOTAL	\$60,963,344	30.025	\$1,830,424

SCHOOL DISTRICTS

Re-1	\$33,780,869	27.104	\$915,597
Re-1J	\$130,620	37.312	\$4,874
Re-2J	\$826,180	38.727	\$31,995
Re-3	\$26,225,675	40.821	\$1,070,558

TOWNS

Julesburg	\$8,356,841	41.157	\$343,943
Ovid	\$1,300,592	29.487	\$38,351
Sedgwick	\$721,911	21.205	\$1,308

CEMETERY DISTRICTS

Julesburg	\$31,412,989	0.783	\$24,596
Ovid	\$16,659,203	0.513	\$8,546
Sedgwick	\$12,891,152	0.249	\$3,210

FIRE PROTECTION DISTRICTS

Julesburg	\$17,453,973	1.521	\$26,547
Ovid	\$11,337,848	4.000	\$45,351
Sedgwick	\$9,452,914	3.401	\$32,149
Holyoke	\$1,594,138	3.500	\$5,579
Haxtun	\$569,140	3.404	\$1,937
Fairy Dell	\$2,772,960	2.0245	\$5,614